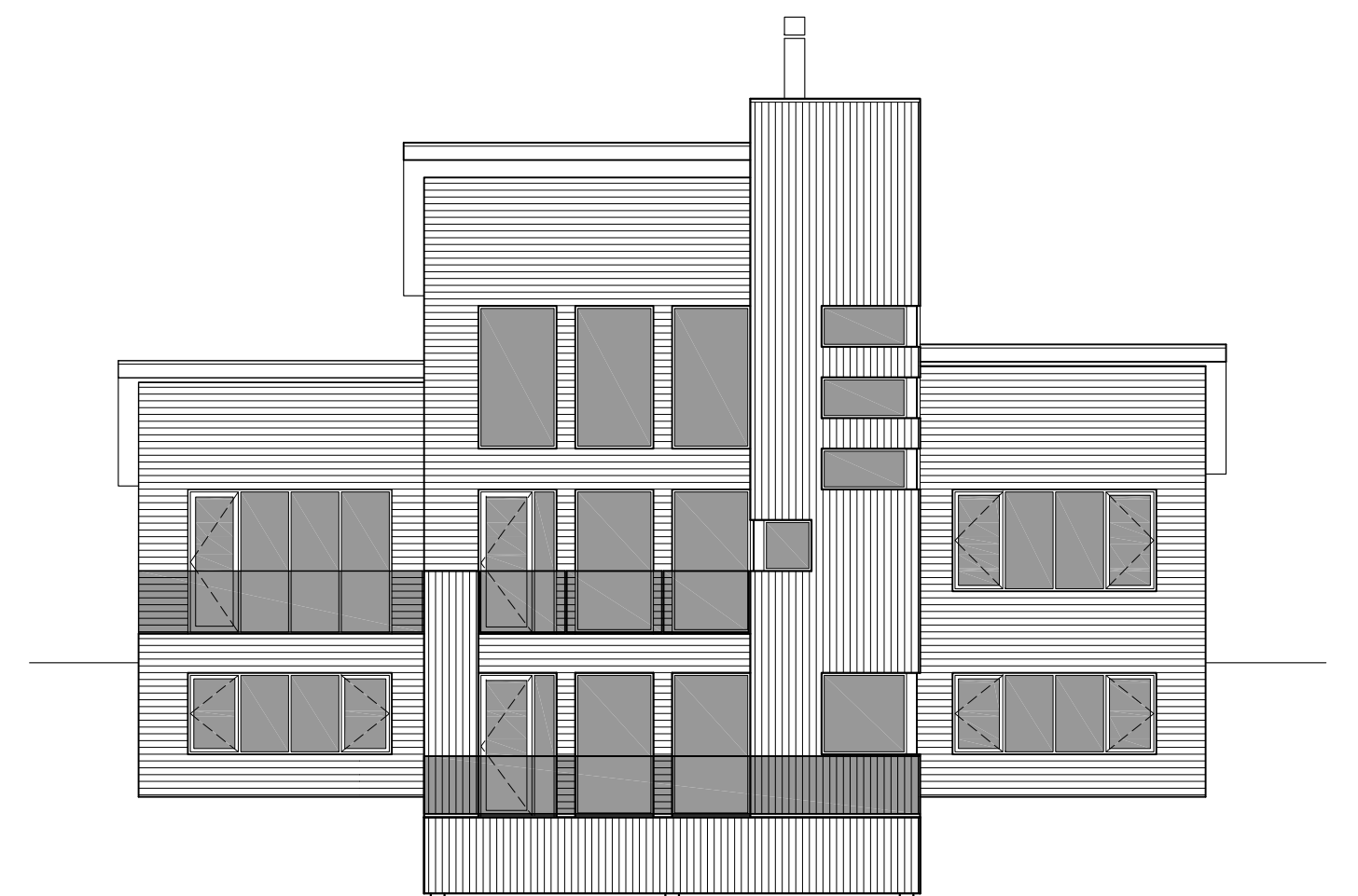


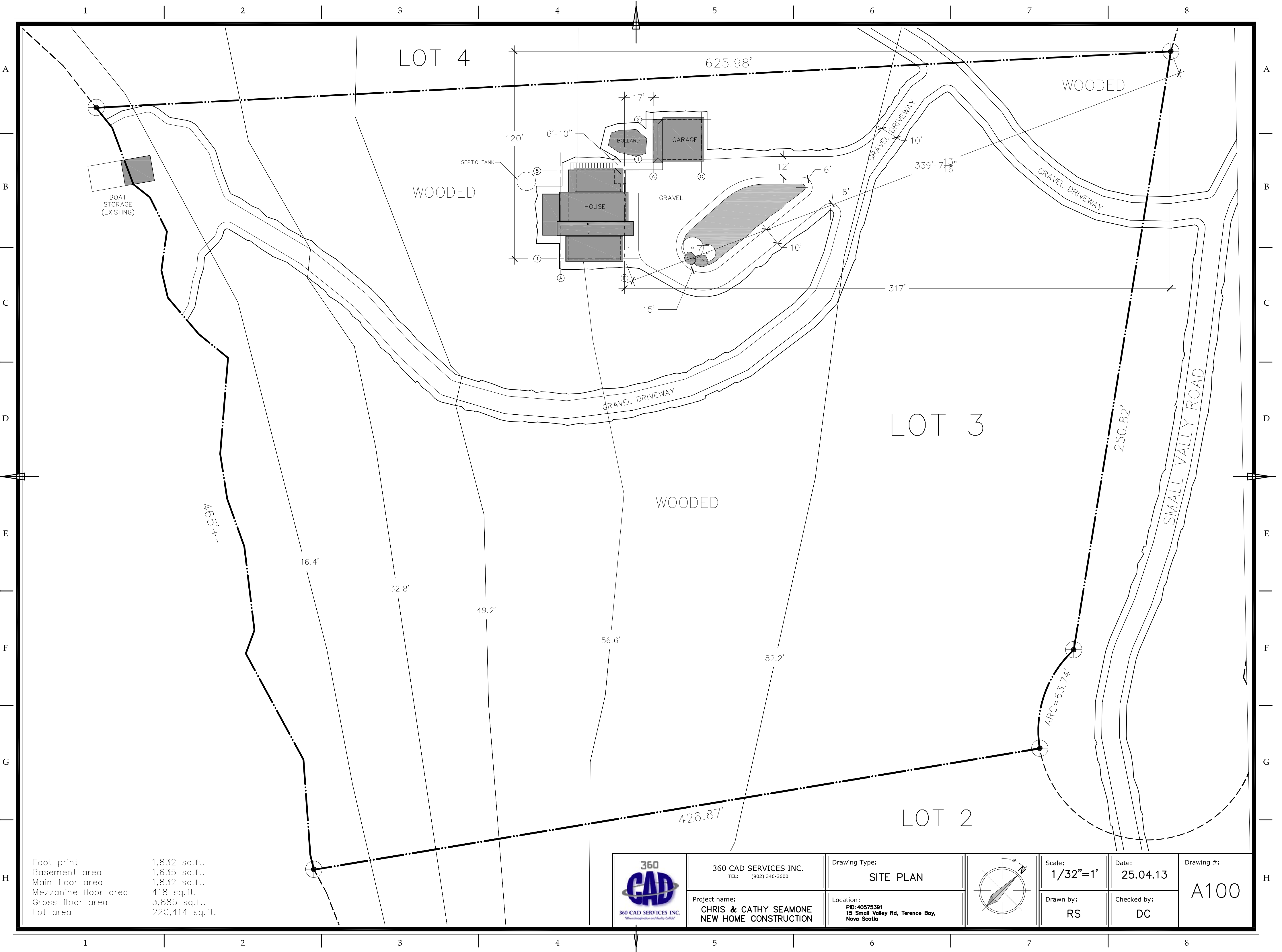
Content

A100	SITE PLAN	A204	STRUCTURAL UPPER FLOOR PLAN	A401	BUILDING SECTION
A200	FOUNDATION PLAN	A205	ARCH. LOFT FLOOR PLAN	A402	BUILDING SECTION
A201	ARCH. LOWER FLOOR PLAN	A206	STRUCTURAL LOFT FLOOR PLAN	A500	DOOR & WINDOW SCHEDULE
A202	STRUCTURAL LOWER FLOOR PLAN	A300	ELEVATIONS	A900	GARAGE DRAWINGS
A203	ARCH. UPPER FLOOR PLAN	A400	BUILDING SECTION		


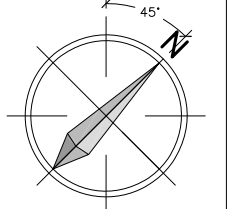
Prepared By:
360 CAD SERVICES INC.
902.346.3600

SEAMONE RESIDENCE
LOT 3 PRIVATE DREAM ESTATES
15 SMALL VALLEY ROAD
TERENCE BAY, HALIFAX COUNTY
NOVA SCOTIA





Foot print	1,832 sq.ft.
Basement area	1,635 sq.ft.
Main floor area	1,832 sq.ft.
Mezzanine floor area	418 sq.ft.
Gross floor area	3,885 sq.ft.
Lot area	220,414 sq.ft.

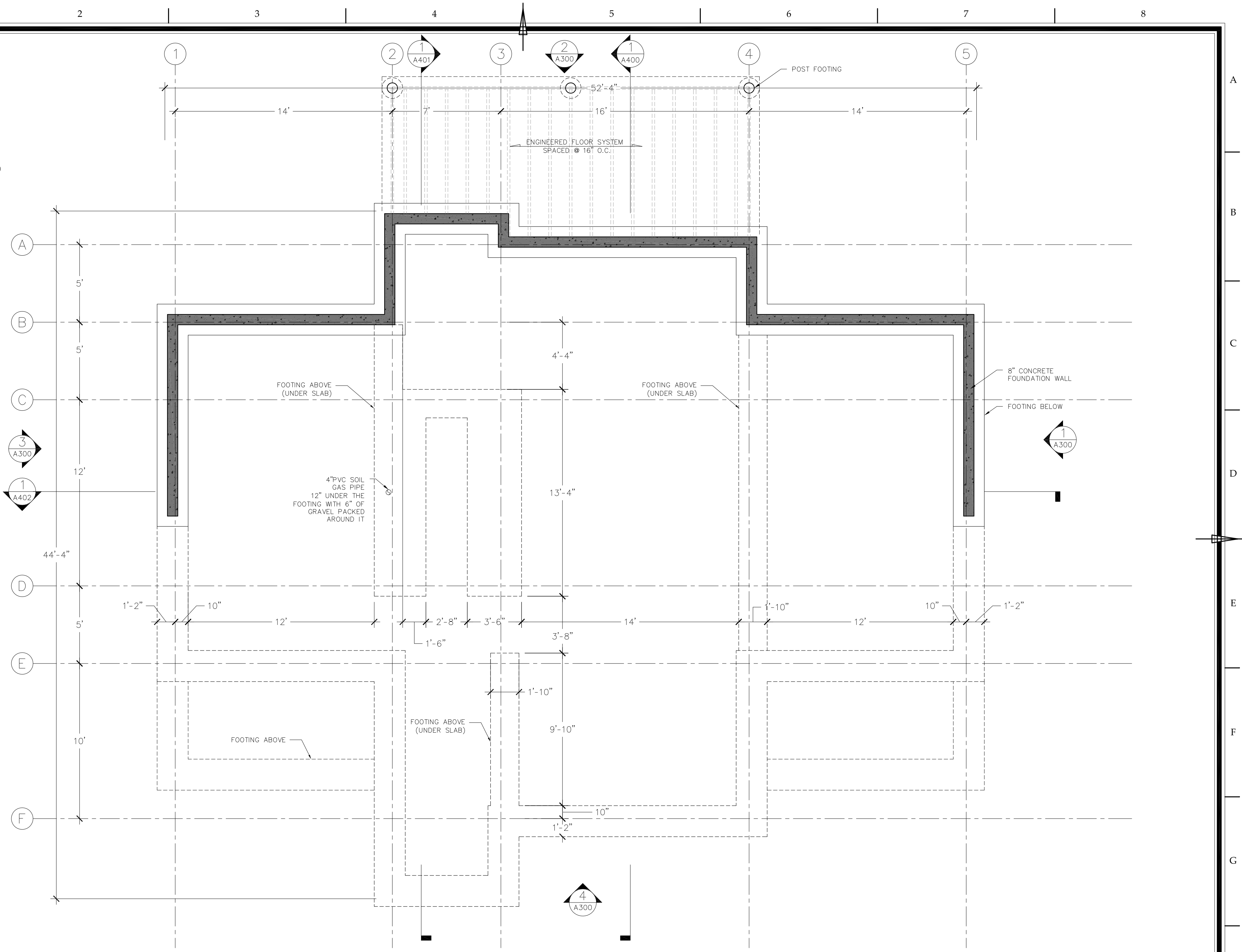
	360 CAD SERVICES INC. TEL: (902) 346-3600	Drawing Type: SITE PLAN		Scale: 1/32"=1'	Date: 25.04.13	Drawing #: A100
	Project name: CHRIS & CATHY SEAMONE NEW HOME CONSTRUCTION	Location: PID: 40575391 15 Small Valley Rd, Terence Bay, Nova Scotia		Drawn by: RS	Checked by: DC	

NOTES:


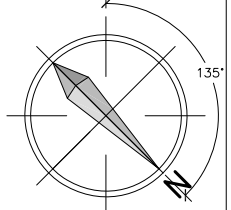
- ALL ENCLOSED FLOOR ARE ENGINEERED FLOOR SYS.
- ALL ROOF STRUCTURE ARE ENGINEERED TRUSS.
- ALL INTERIOR WALL FINISHES ARE PAINTED DRYWALL
- PAINT COLOR TO BE DETERMINED BY THE OWNER
- ALL FLOOR FINISHES TO BE DETERMINED BY THE OWNER
- GRAD LINE COULD CHANGE ACCORDING TO THE SOIL NATURE
- ALL DIMENSIONS MUST BE VERIFIED ON SITE. DO NOT SCALE OFF DRAWINGS. PLANS TAKE PRECEDENT OVER ELEVATIONS. IN THE ABSENCE OF DIMENSIONS, OR IF DISCREPANCIES EXIST, CONSULT ARCHITECT. ALL MINIMUM DIMENSIONS ARE TO COMPLY WITH THE NATIONAL BUILDING CODE OF CANADA.

NOTE:

- SEE A300 FOR FOUNDATION HEIGHTS
- SEE BUILDING SECTION FOR FOOTING DIMENSIONS



LOT AREA	219,475 sq.ft.
FOOT PRINT	1,778 sq.ft.
LOWER LEVEL	1,604 sq.ft.
UPPER LEVEL	1,778 sq.ft.
LOFT LEVEL	408 sq.ft.
GROSS FLOOR AREA	3,790 sq.ft.

 <p>360 CAD SERVICES INC. TEL: (902) 346-3600</p>	<p>Project name: CHRIS & CATHY SEAMONE NEW HOME CONSTRUCTION</p>	<p>Drawing Type: FOUNDATION PLAN</p>		<p>Scale: 1/4"=1'</p>	<p>Date: 25.04.13</p>	<p>Drawing #: A200</p>
	<p>Location: PID: 40575391 15 Small Valley Rd, Terence Bay, Nova Scotia</p>	<p>Drawn by: RS</p>		<p>Checked by: DC</p>		

NOTES:

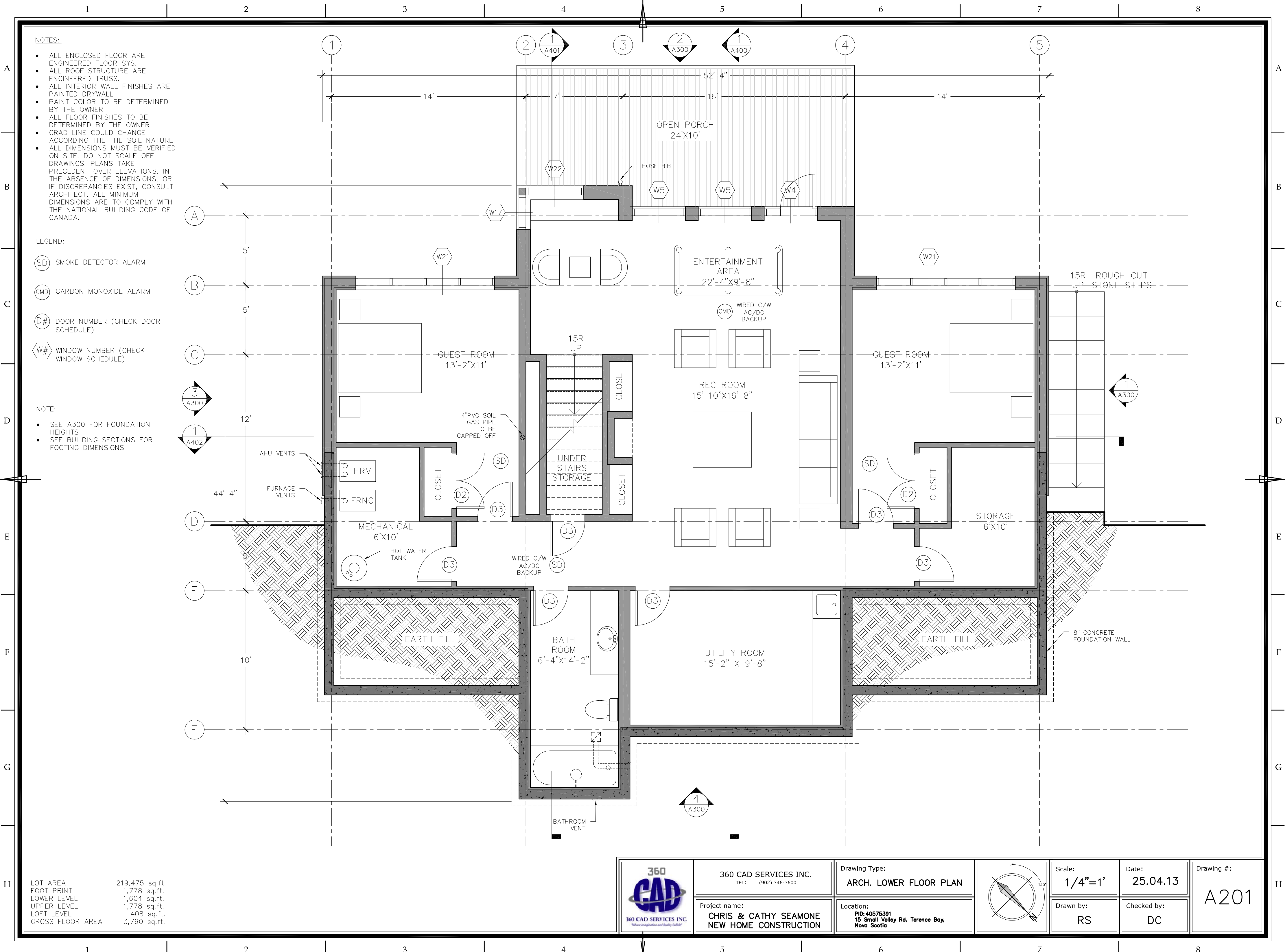
- ALL ENCLOSED FLOOR ARE ENGINEERED FLOOR SYS.
- ALL ROOF STRUCTURE ARE ENGINEERED TRUSS.
- ALL INTERIOR WALL FINISHES ARE PAINTED DRYWALL
- PAINT COLOR TO BE DETERMINED BY THE OWNER
- ALL FLOOR FINISHES TO BE DETERMINED BY THE OWNER
- GRAD LINE COULD CHANGE ACCORDING THE THE SOIL NATURE
- ALL DIMENSIONS MUST BE VERIFIED ON SITE. DO NOT SCALE OFF DRAWINGS. PLANS TAKE PRECEDENT OVER ELEVATIONS. IN THE ABSENCE OF DIMENSIONS, OR IF DISCREPANCIES EXIST, CONSULT ARCHITECT. ALL MINIMUM DIMENSIONS ARE TO COMPLY WITH THE NATIONAL BUILDING CODE OF CANADA.

LEGEND:


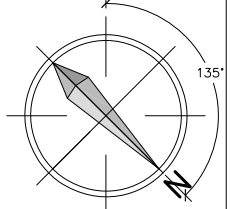
- (SD) SMOKE DETECTOR ALARM
- (CMD) CARBON MONOXIDE ALARM
- (D#) DOOR NUMBER (CHECK DOOR SCHEDULE)
- (W#) WINDOW NUMBER (CHECK WINDOW SCHEDULE)

NOTE:

- SEE A300 FOR FOUNDATION HEIGHTS
- SEE BUILDING SECTIONS FOR FOOTING DIMENSIONS



LOT AREA	219,475 sq.ft.
FOOT PRINT	1,778 sq.ft.
LOWER LEVEL	1,604 sq.ft.
UPPER LEVEL	1,778 sq.ft.
LOFT LEVEL	408 sq.ft.
GROSS FLOOR AREA	3,790 sq.ft.

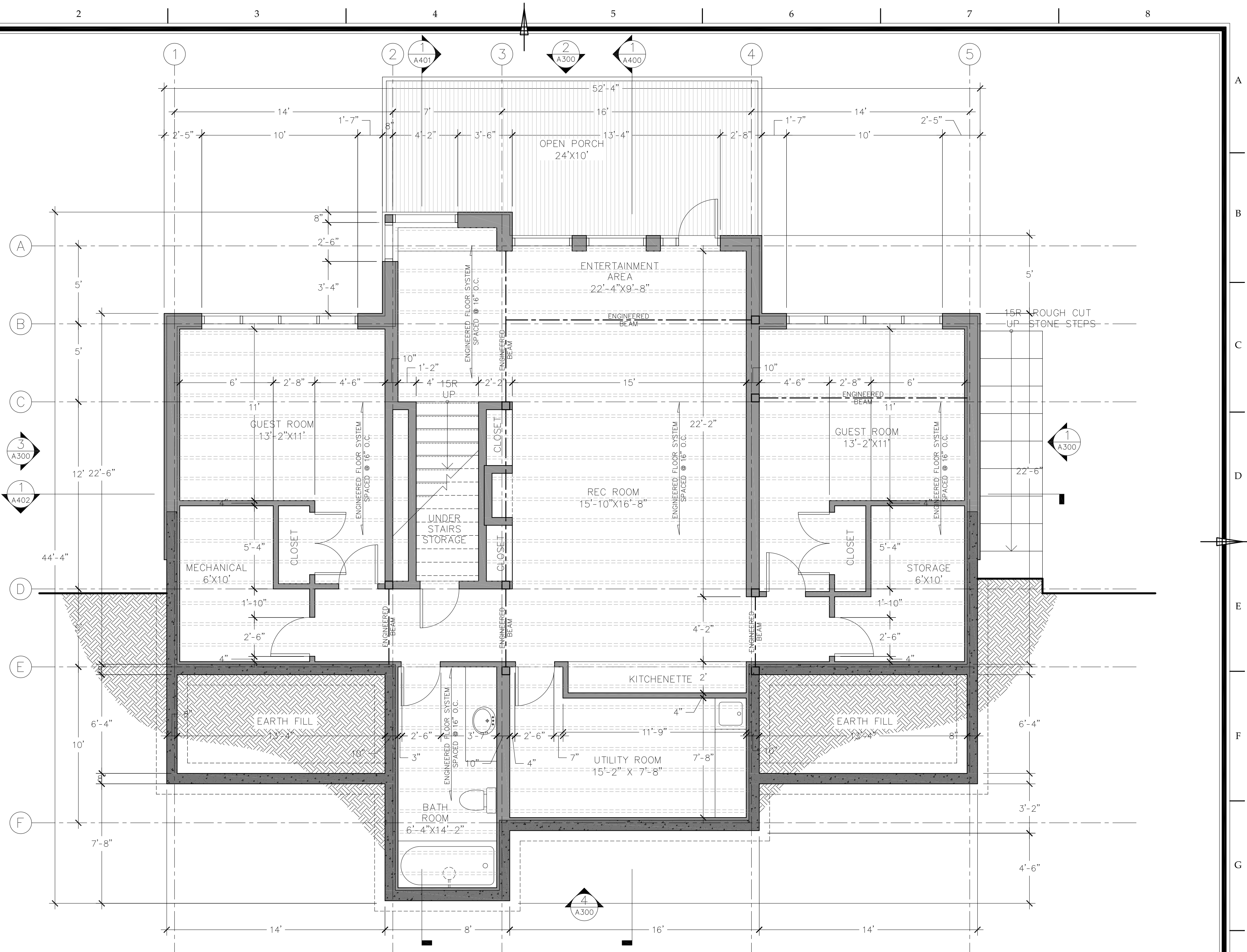
 <p>360 CAD SERVICES INC. TEL: (902) 346-3600</p>	<p>Drawing Type: ARCH. LOWER FLOOR PLAN</p>	 <p>Scale: 1/4"=1'</p>	<p>Date: 25.04.13</p>	<p>Drawing #: A201</p>
	<p>Project name: CHRIS & CATHY SEAMONE NEW HOME CONSTRUCTION</p>			

NOTES:

- ALL ENCLOSED FLOOR ARE ENGINEERED FLOOR SYS.
- ALL ROOF STRUCTURE ARE ENGINEERED TRUSS.
- ALL INTERIOR WALL FINISHES ARE PAINTED DRYWALL
- PAINT COLOR TO BE DETERMINED BY THE OWNER
- ALL FLOOR FINISHES TO BE DETERMINED BY THE OWNER
- GRAD LINE COULD CHANGE ACCORDING THE THE SOIL NATURE
- ALL DIMENSIONS MUST BE VERIFIED ON SITE. DO NOT SCALE OFF DRAWINGS. PLANS TAKE PRECEDENT OVER ELEVATIONS. IN THE ABSENCE OF DIMENSIONS, OR IF DISCREPANCIES EXIST, CONSULT ARCHITECT. ALL MINIMUM DIMENSIONS ARE TO COMPLY WITH THE NATIONAL BUILDING CODE OF CANADA.

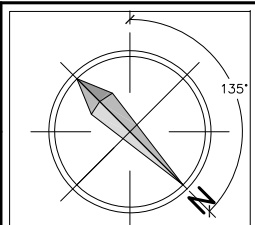
NOTE:

- SEE A300 FOR FOUNDATION HEIGHTS
- SEE BUILDING SECTION FOR FOOTING DIMENSIONS



LOT AREA	219,475 sq.ft.
FOOT PRINT	1,778 sq.ft.
LOWER LEVEL	1,604 sq.ft.
UPPER LEVEL	1,778 sq.ft.
LOFT LEVEL	408 sq.ft.
GROSS FLOOR AREA	3,790 sq.ft.

<p>360 CAD SERVICES INC. TEL: (902) 346-3600</p>	<p>Drawing Type: STRUCTURAL LOWER FLOOR PLAN</p>	<p>Scale: 1/4"=1'</p>	<p>Date: 25.04.13</p>	<p>Drawing #: A202</p>
	<p>Project name: CHRIS & CATHY SEAMONE NEW HOME CONSTRUCTION</p>	<p>Location: PID: 40575391 15 Small Valley Rd, Terence Bay, Nova Scotia</p>	<p>Drawn by: RS</p>	<p>Checked by: DC</p>

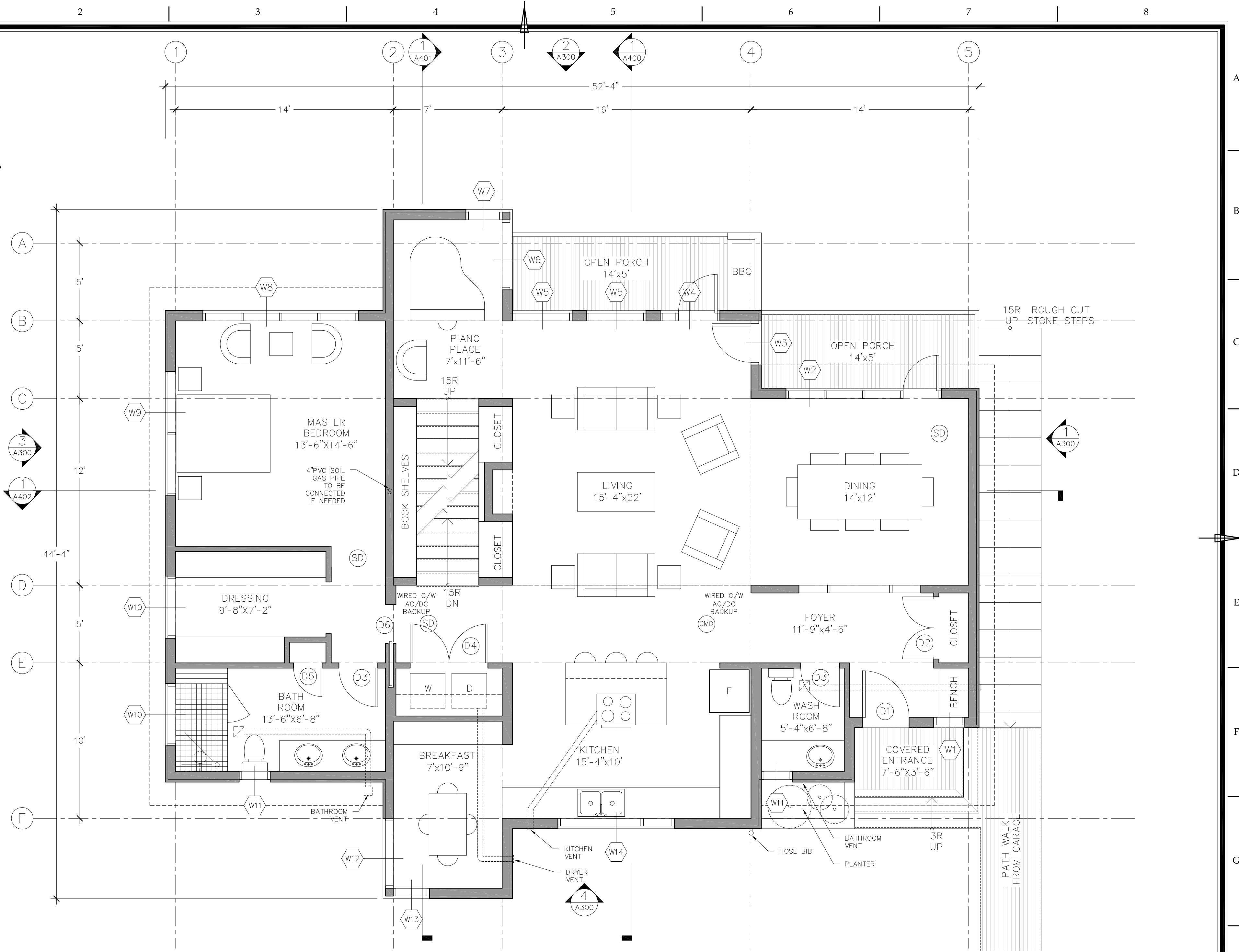


NOTES:

- ALL ENCLOSED FLOOR ARE ENGINEERED FLOOR SYS.
- ALL ROOF STRUCTURE ARE ENGINEERED TRUSS.
- ALL INTERIOR WALL FINISHES ARE PAINTED DRYWALL
- PAINT COLOR TO BE DETERMINED BY THE OWNER
- ALL FLOOR FINISHES TO BE DETERMINED BY THE OWNER
- GRAD LINE COULD CHANGE ACCORDING THE THE SOIL NATURE
- ALL DIMENSIONS MUST BE VERIFIED ON SITE. DO NOT SCALE OFF DRAWINGS. PLANS TAKE PRECEDENT OVER ELEVATIONS. IN THE ABSENCE OF DIMENSIONS, OR IF DISCREPANCIES EXIST, CONSULT ARCHITECT. ALL MINIMUM DIMENSIONS ARE TO COMPLY WITH THE NATIONAL BUILDING CODE OF CANADA.

LEGEND:

- (SD) SMOKE DETECTOR ALARM
- (CMD) CARBON MONOXIDE ALARM
- (D#) DOOR NUMBER (CHECK DOOR SCHEDULE)
- (W#) WINDOW NUMBER (CHECK WINDOW SCHEDULE)

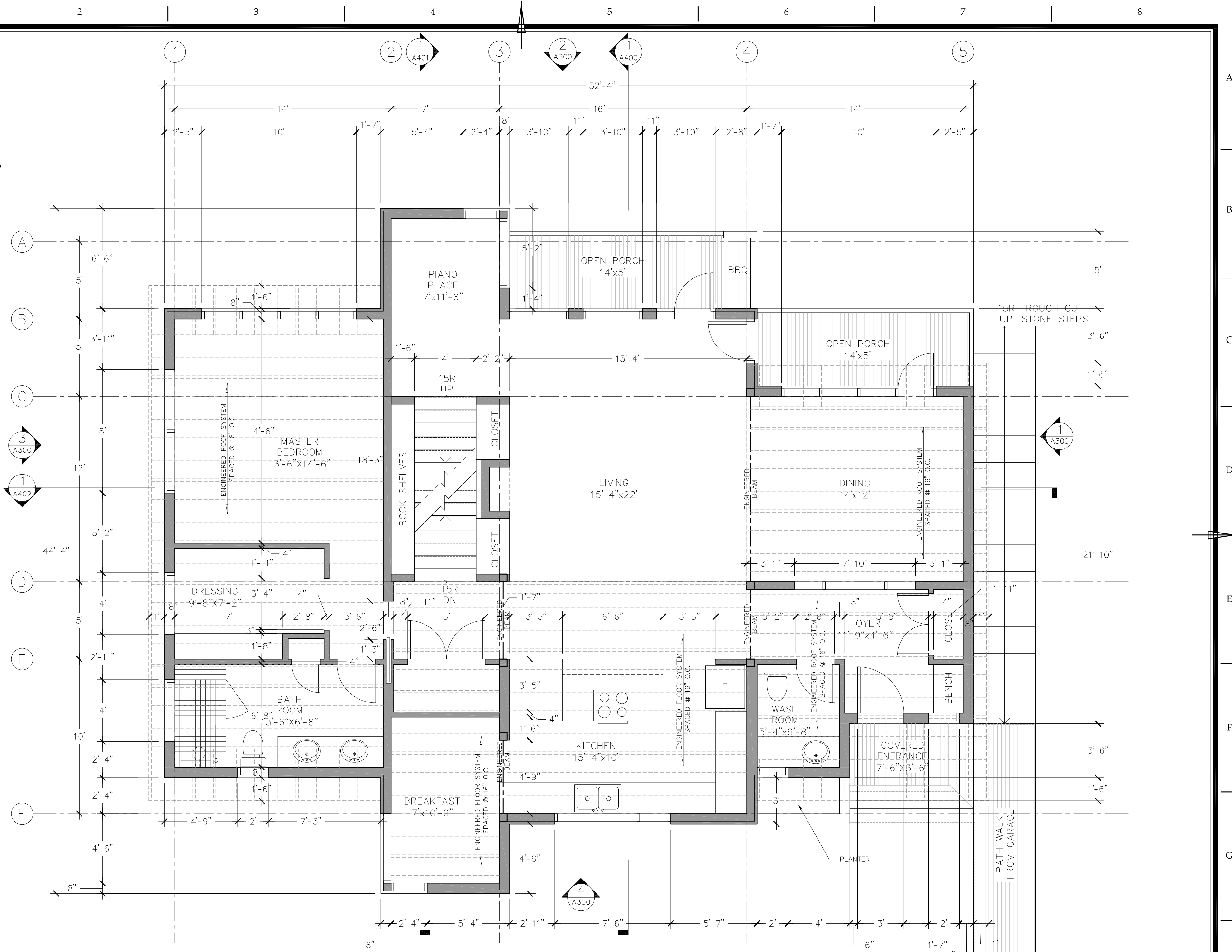


LOT AREA	219,475 sq.ft.
FOOT PRINT	1,778 sq.ft.
LOWER LEVEL	1,604 sq.ft.
UPPER LEVEL	1,778 sq.ft.
LOFT LEVEL	408 sq.ft.
GROSS FLOOR AREA	3,790 sq.ft.

<p>360 CAD SERVICES INC. TEL: (902) 346-3600</p>	<p>Drawing Type: ARCH. UPPER FLOOR PLAN</p>	<p>Scale: 1/4"=1'</p>	<p>Date: 25.04.13</p>	<p>Drawing #: A203</p>
	<p>Project name: CHRIS & CATHY SEAMONE NEW HOME CONSTRUCTION</p>	<p>Location: PID: 40575391 15 Small Valley Rd, Terence Bay, Nova Scotia</p>	<p>Drawn by: RS</p>	<p>Checked by: DC</p>

NOTES:

- ALL ENCLOSED FLOOR ARE ENGINEERED FLOOR SYS.
- ALL ROOF STRUCTURE ARE ENGINEERED TRUSS.
- ALL INTERIOR WALL FINISHES ARE PAINTED DRYWALL
- PAINT COLOR TO BE DETERMINED BY THE OWNER
- ALL FLOOR FINISHES TO BE DETERMINED BY THE OWNER
- GRAD LINE COULD CHANGE ACCORDING THE THE SOIL NATURE
- ALL DIMENSIONS MUST BE VERIFIED ON SITE. DO NOT SCALE OFF DRAWINGS. PLANS TAKE PRECEDENT OVER ELEVATIONS. IN THE ABSENCE OF DIMENSIONS, OR IF DISCREPANCIES EXIST, CONSULT ARCHITECT. ALL MINIMUM DIMENSIONS ARE TO COMPLY WITH THE NATIONAL BUILDING CODE OF CANADA.



LOT AREA	219,475 sq.ft.
FOOT PRINT	1,778 sq.ft.
LOWER LEVEL	1,604 sq.ft.
UPPER LEVEL	1,778 sq.ft.
LOFT LEVEL	408 sq.ft.
GROSS FLOOR AREA	3,790 sq.ft.

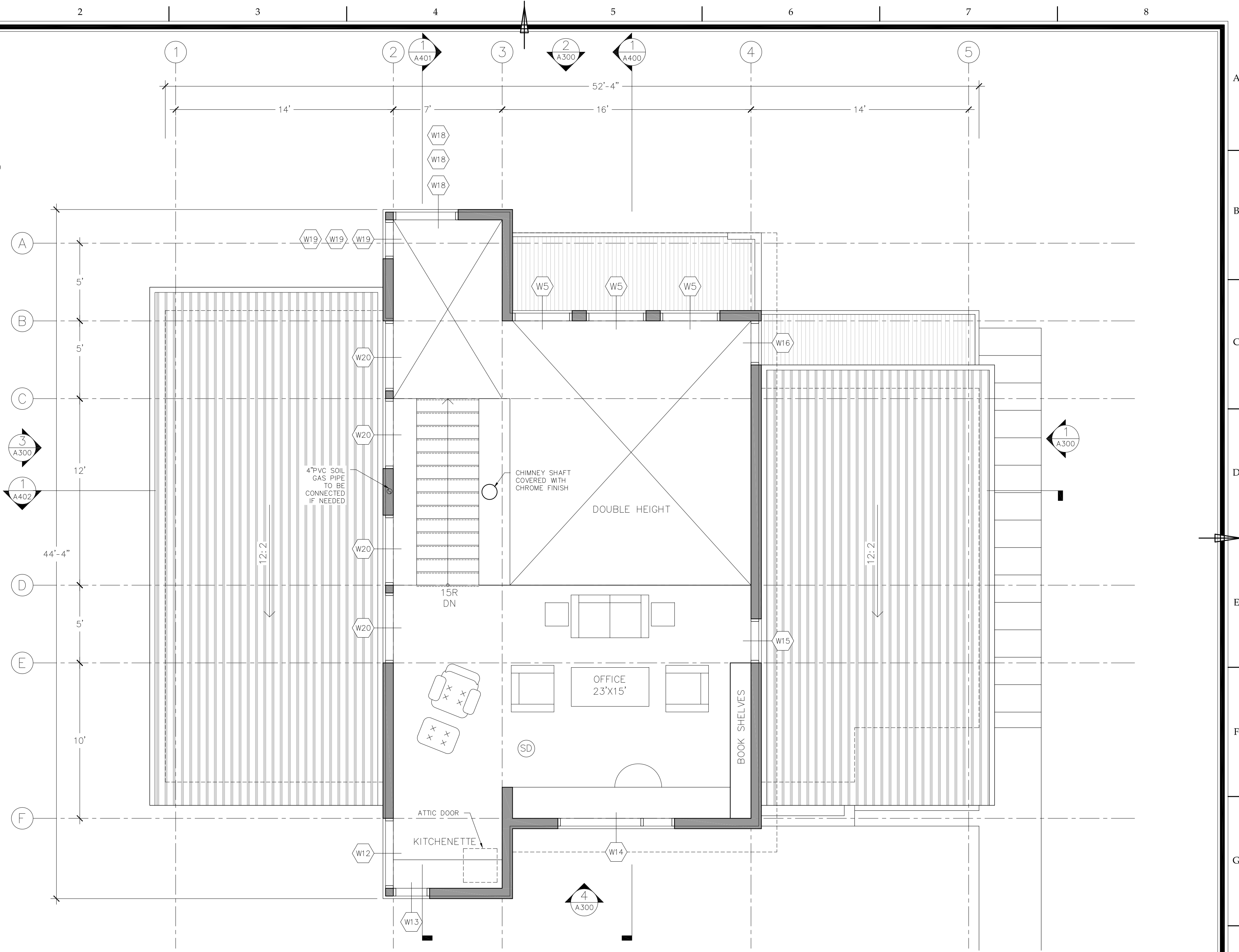
<p>360 CAD SERVICES INC. TEL: (902) 346-3600</p>	<p>Drawing Type: STRUCTURAL UPPER FLOOR PLAN</p>	<p>Scale: 1/4"=1'</p>	<p>Date: 25.04.13</p>	<p>Drawing #: A204</p>
	<p>Project name: CHRIS & CATHY SEAMONE NEW HOME CONSTRUCTION</p>	<p>Location: PID: 40575391 15 Small Valley Rd, Terence Bay, Nova Scotia</p>	<p>Drawn by: RS</p>	<p>Checked by: DC</p>

NOTES:

- ALL ENCLOSED FLOOR ARE ENGINEERED FLOOR SYS.
- ALL ROOF STRUCTURE ARE ENGINEERED TRUSS.
- ALL INTERIOR WALL FINISHES ARE PAINTED DRYWALL
- PAINT COLOR TO BE DETERMINED BY THE OWNER
- ALL FLOOR FINISHES TO BE DETERMINED BY THE OWNER
- GRAD LINE COULD CHANGE ACCORDING THE THE SOIL NATURE
- ALL DIMENSIONS MUST BE VERIFIED ON SITE. DO NOT SCALE OFF DRAWINGS. PLANS TAKE PRECEDENT OVER ELEVATIONS. IN THE ABSENCE OF DIMENSIONS, OR IF DISCREPANCIES EXIST, CONSULT ARCHITECT. ALL MINIMUM DIMENSIONS ARE TO COMPLY WITH THE NATIONAL BUILDING CODE OF CANADA.

LEGEND:

- (SD) SMOKE DETECTOR ALARM
- (CMD) CARBON MONOXIDE ALARM
- (D#) DOOR NUMBER (CHECK DOOR SCHEDULE)
- (W#) WINDOW NUMBER (CHECK WINDOW SCHEDULE)

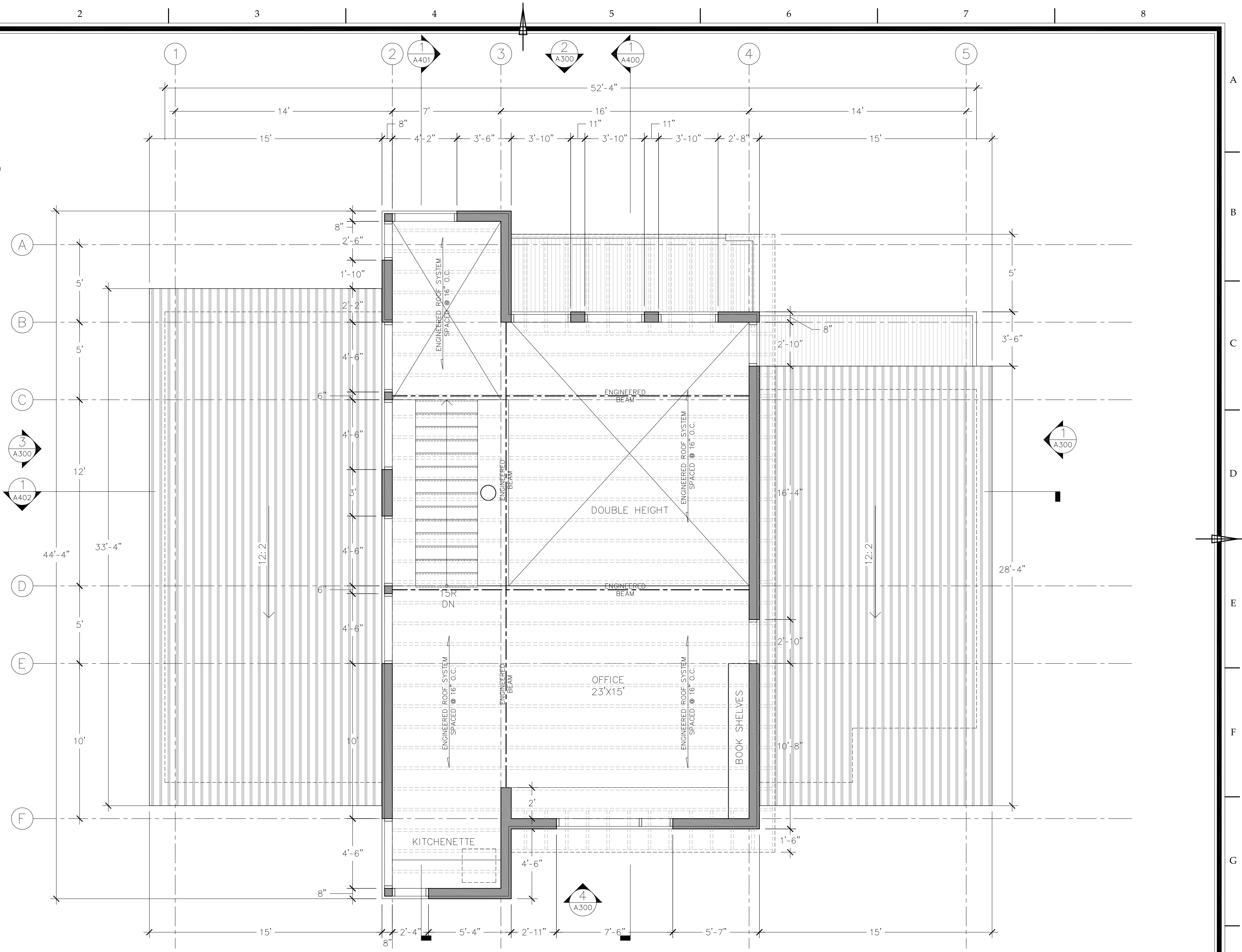


LOT AREA	219,475 sq.ft.
FOOT PRINT	1,778 sq.ft.
LOWER LEVEL	1,604 sq.ft.
UPPER LEVEL	1,778 sq.ft.
LOFT LEVEL	408 sq.ft.
GROSS FLOOR AREA	3,790 sq.ft.


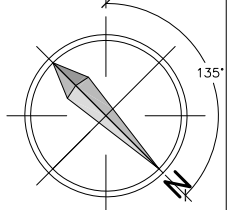
<p>360 CAD SERVICES INC. TEL: (902) 346-3600</p>	<p>Drawing Type: ARCH. LOFT FLOOR PLAN</p>	<p>Scale: 1/4"=1'</p>	<p>Date: 25.04.13</p>	<p>Drawing #: A205</p>
	<p>Project name: CHRIS & CATHY SEAMONE NEW HOME CONSTRUCTION</p>	<p>Location: PID: 40575391 15 Small Valley Rd, Terence Bay, Nova Scotia</p>	<p>Drawn by: RS</p>	<p>Checked by: DC</p>

NOTES:

- ALL ENCLOSED FLOOR ARE ENGINEERED FLOOR SYS.
- ALL ROOF STRUCTURE ARE ENGINEERED TRUSS.
- ALL INTERIOR WALL FINISHES ARE PAINTED DRYWALL
- PAINT COLOR TO BE DETERMINED BY THE OWNER
- ALL FLOOR FINISHES TO BE DETERMINED BY THE OWNER
- GRAD LINE COULD CHANGE ACCORDING THE THE SOIL NATURE
- ALL DIMENSIONS MUST BE VERIFIED ON SITE. DO NOT SCALE OFF DRAWINGS. PLANS TAKE PRECEDENT OVER ELEVATIONS. IN THE ABSENCE OF DIMENSIONS, OR IF DISCREPANCIES EXIST, CONSULT ARCHITECT. ALL MINIMUM DIMENSIONS ARE TO COMPLY WITH THE NATIONAL BUILDING CODE OF CANADA.

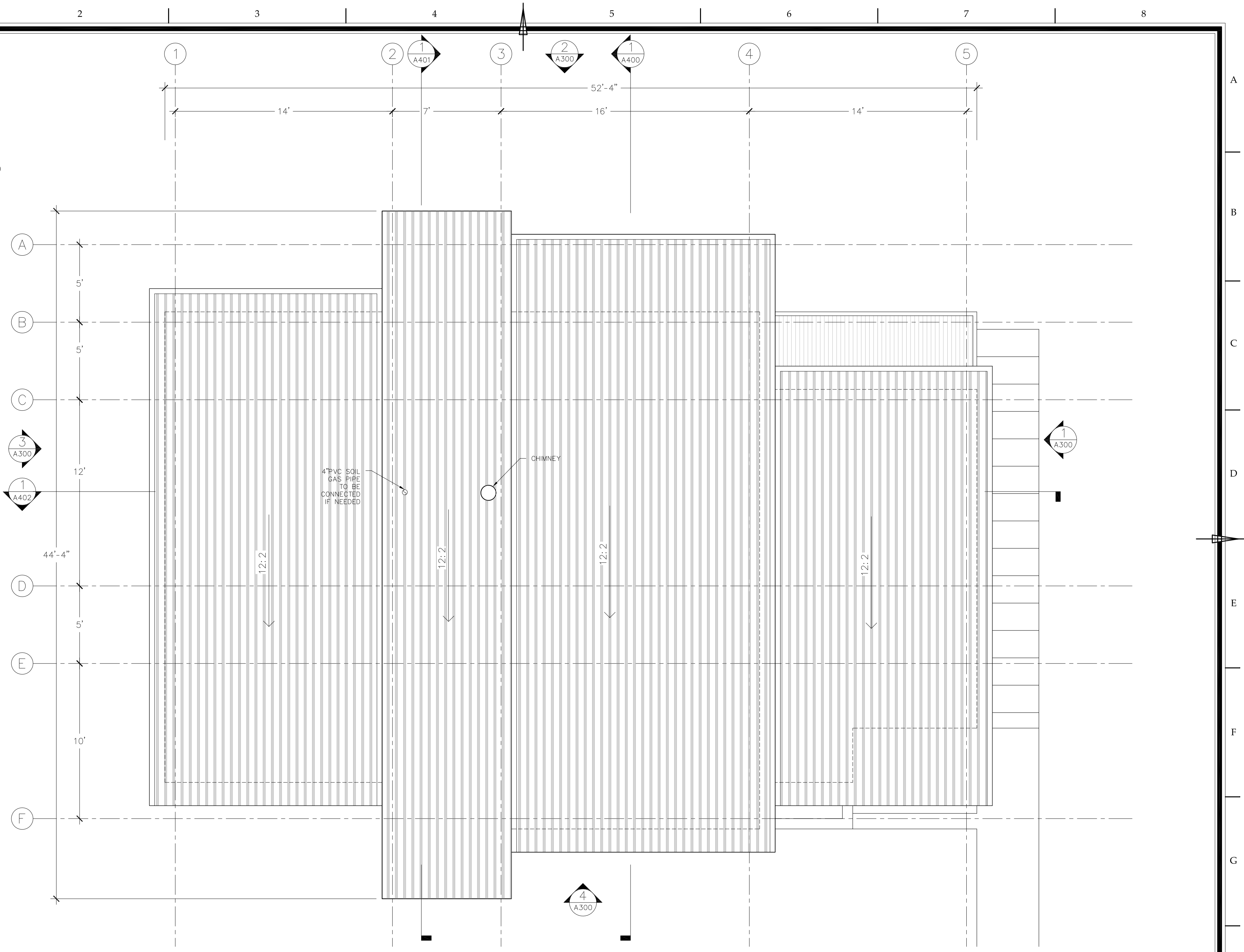


LOT AREA	219,475 sq.ft.
FOOT PRINT	1,778 sq.ft.
LOWER LEVEL	1,604 sq.ft.
UPPER LEVEL	1,778 sq.ft.
LOFT LEVEL	408 sq.ft.
GROSS FLOOR AREA	3,790 sq.ft.


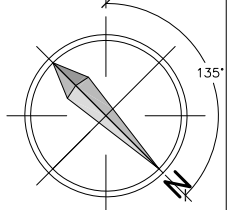
 <p>360 CAD SERVICES INC. TEL: (902) 346-3600</p>	<p>Drawing Type: STRUCTURAL LOFT FLOOR PLAN</p>	 <p>Scale: 1/4"=1'</p>	<p>Date: 25.04.13</p>	<p>Drawing #: A206</p>
	<p>Project name: CHRIS & CATHY SEAMONE NEW HOME CONSTRUCTION</p>		<p>Location: PID: 40575391 15 Small Valley Rd, Terence Bay, Nova Scotia</p>	

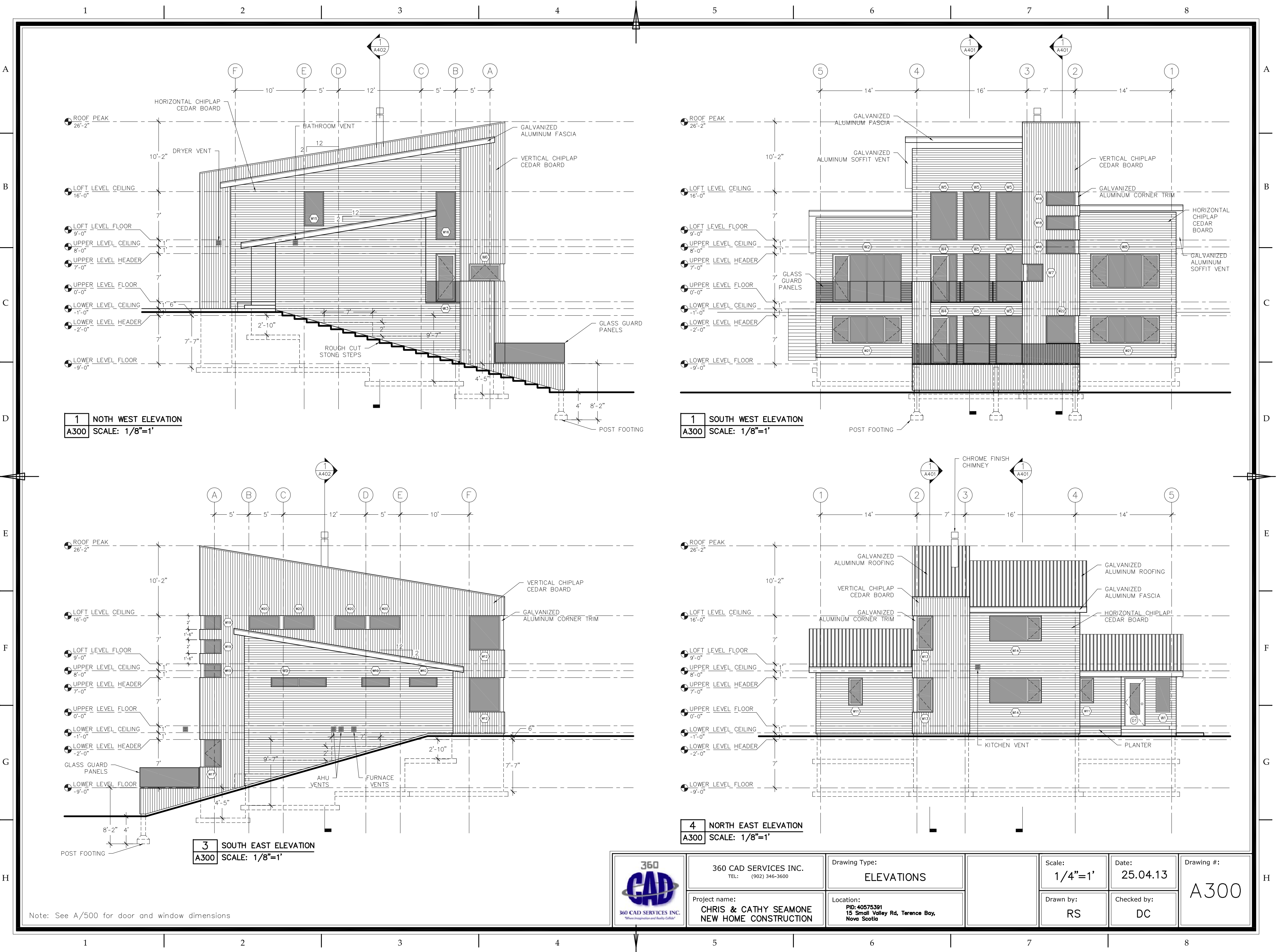
NOTES:

- ALL ENCLOSED FLOOR ARE ENGINEERED FLOOR SYS.
- ALL ROOF STRUCTURE ARE ENGINEERED TRUSS.
- ALL INTERIOR WALL FINISHES ARE PAINTED DRYWALL
- PAINT COLOR TO BE DETERMINED BY THE OWNER
- ALL FLOOR FINISHES TO BE DETERMINED BY THE OWNER
- GRAD LINE COULD CHANGE ACCORDING THE THE SOIL NATURE
- ALL DIMENSIONS MUST BE VERIFIED ON SITE. DO NOT SCALE OFF DRAWINGS. PLANS TAKE PRECEDENT OVER ELEVATIONS. IN THE ABSENCE OF DIMENSIONS, OR IF DISCREPANCIES EXIST, CONSULT ARCHITECT. ALL MINIMUM DIMENSIONS ARE TO COMPLY WITH THE NATIONAL BUILDING CODE OF CANADA.



LOT AREA	219,475 sq.ft.
FOOT PRINT	1,778 sq.ft.
LOWER LEVEL	1,604 sq.ft.
UPPER LEVEL	1,778 sq.ft.
LOFT LEVEL	408 sq.ft.
GROSS FLOOR AREA	3,790 sq.ft.

 <p>360 CAD SERVICES INC. TEL: (902) 346-3600</p>	<p>Drawing Type: ROOF PLAN</p>		<p>Scale: 1/4"=1'</p>	<p>Date: 25.04.13</p>	<p>Drawing #: A207</p>
	<p>Project name: CHRIS & CATHY SEAMONE NEW HOME CONSTRUCTION</p>		<p>Location: PID: 40575391 15 Small Valley Rd, Terence Bay, Nova Scotia</p>	<p>Drawn by: RS</p>	




1 NORTH WEST ELEVATION
A300 SCALE: 1/8"=1'

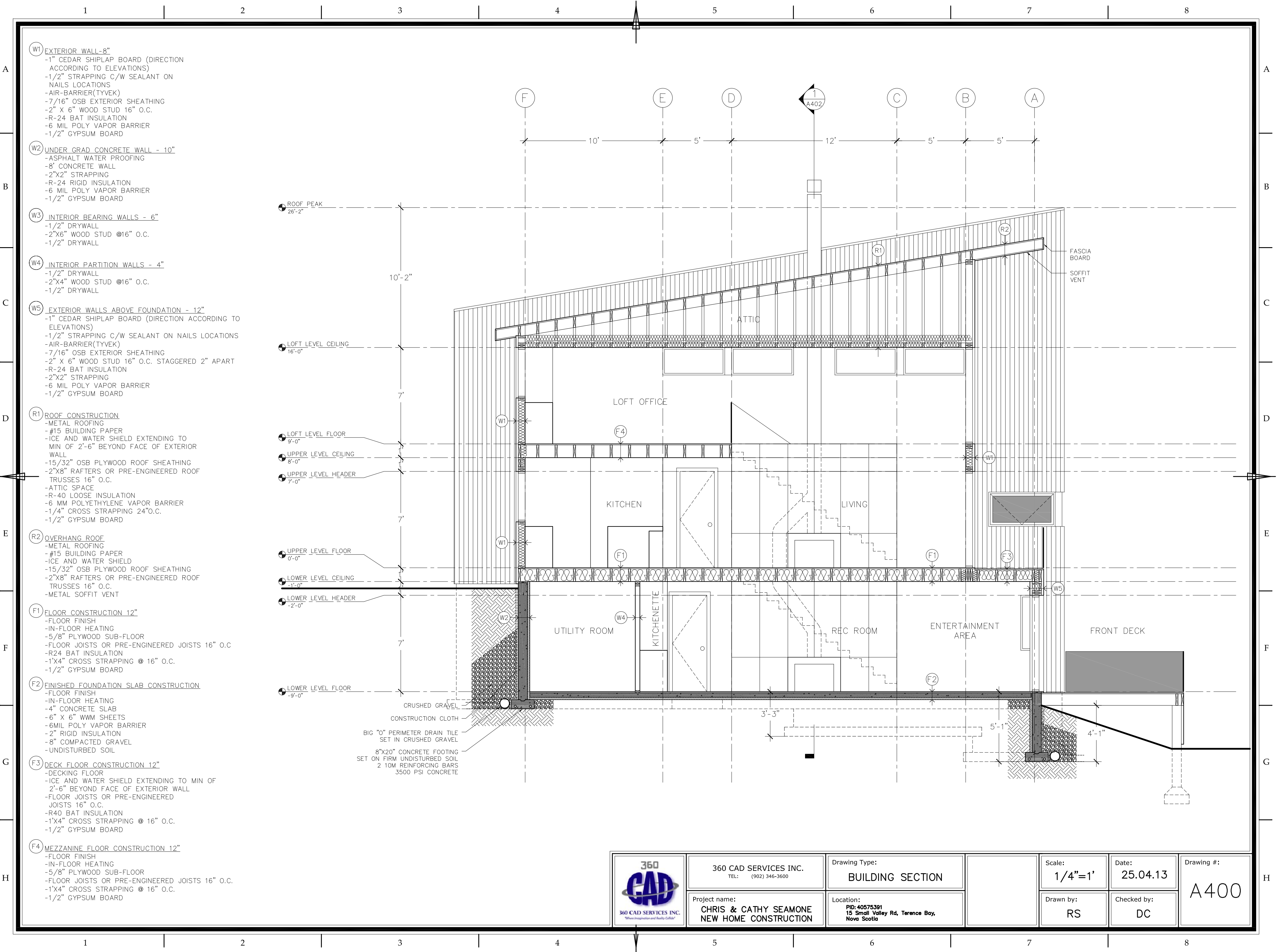
1 SOUTH WEST ELEVATION
A300 SCALE: 1/8"=1'

3 SOUTH EAST ELEVATION
A300 SCALE: 1/8"=1'

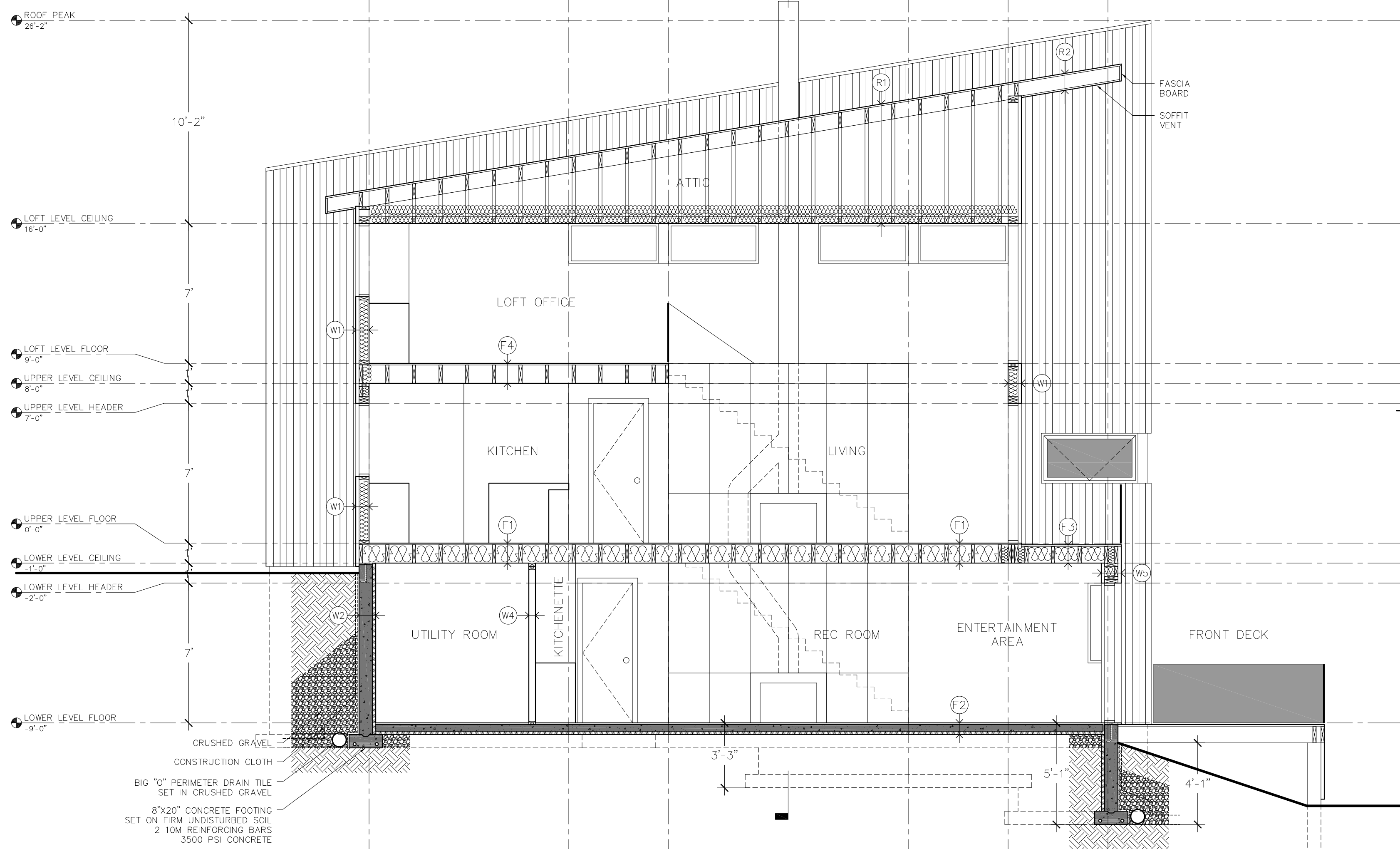
4 NORTH EAST ELEVATION
A300 SCALE: 1/8"=1'

Note: See A/500 for door and window dimensions

	360 CAD SERVICES INC. TEL: (902) 346-3600	Drawing Type: ELEVATIONS	Scale: 1/4"=1'	Date: 25.04.13	Drawing #: A300
	Project name: CHRIS & CATHY SEAMONE NEW HOME CONSTRUCTION	Location: PID: 40575391 15 Small Valley Rd, Terence Bay, Nova Scotia	Drawn by: RS	Checked by: DC	

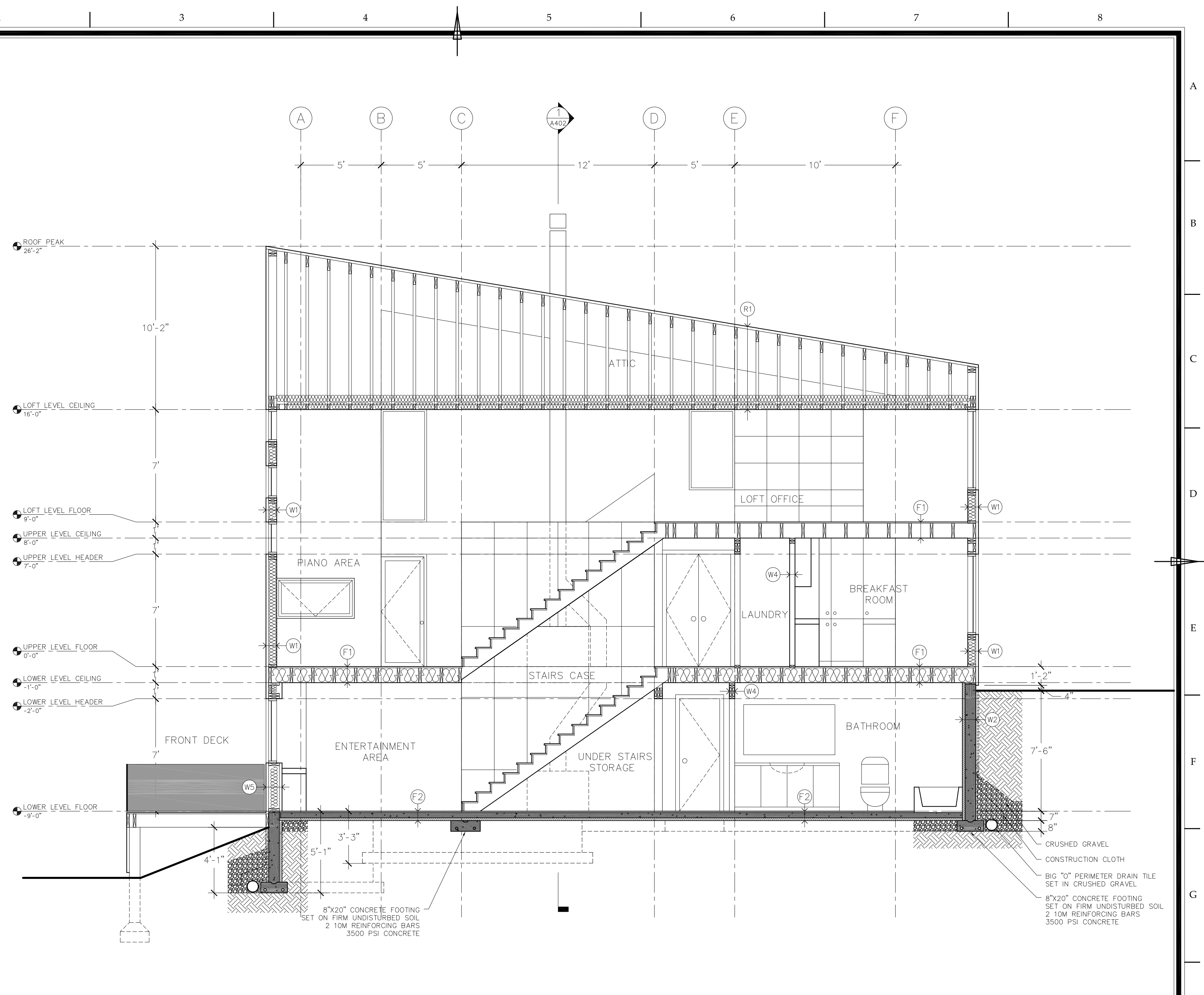


- (W1) EXTERIOR WALL-8"**
 -1" CEDAR SHIPLAP BOARD (DIRECTION ACCORDING TO ELEVATIONS)
 -1/2" STRAPPING C/W SEALANT ON NAILS LOCATIONS
 -AIR-BARRIER(TYVEK)
 -7/16" OSB EXTERIOR SHEATHING
 -2" X 6" WOOD STUD 16" O.C.
 -R-24 BAT INSULATION
 -6 MIL POLY VAPOR BARRIER
 -1/2" GYPSUM BOARD
- (W2) UNDER GRAD CONCRETE WALL - 10"**
 -ASPHALT WATER PROOFING
 -8" CONCRETE WALL
 -2"X2" STRAPPING
 -R-24 RIGID INSULATION
 -6 MIL POLY VAPOR BARRIER
 -1/2" GYPSUM BOARD
- (W3) INTERIOR BEARING WALLS - 6"**
 -1/2" DRYWALL
 -2"X6" WOOD STUD @16" O.C.
 -1/2" DRYWALL
- (W4) INTERIOR PARTITION WALLS - 4"**
 -1/2" DRYWALL
 -2"X4" WOOD STUD @16" O.C.
 -1/2" DRYWALL
- (W5) EXTERIOR WALLS ABOVE FOUNDATION - 12"**
 -1" CEDAR SHIPLAP BOARD (DIRECTION ACCORDING TO ELEVATIONS)
 -1/2" STRAPPING C/W SEALANT ON NAILS LOCATIONS
 -AIR-BARRIER(TYVEK)
 -7/16" OSB EXTERIOR SHEATHING
 -2" X 6" WOOD STUD 16" O.C. STAGGERED 2" APART
 -R-24 BAT INSULATION
 -2"X2" STRAPPING
 -6 MIL POLY VAPOR BARRIER
 -1/2" GYPSUM BOARD
- (R1) ROOF CONSTRUCTION**
 -METAL ROOFING
 -#15 BUILDING PAPER
 -ICE AND WATER SHIELD EXTENDING TO MIN OF 2'-6" BEYOND FACE OF EXTERIOR WALL
 -15/32" OSB PLYWOOD ROOF SHEATHING
 -2"X8" RAFTERS OR PRE-ENGINEERED ROOF TRUSSES 16" O.C.
 -ATTIC SPACE
 -R-40 LOOSE INSULATION
 -6 MM POLYETHYLENE VAPOR BARRIER
 -1/4" CROSS STRAPPING 24"O.C.
 -1/2" GYPSUM BOARD
- (R2) OVERHANG ROOF**
 -METAL ROOFING
 -#15 BUILDING PAPER
 -ICE AND WATER SHIELD
 -15/32" OSB PLYWOOD ROOF SHEATHING
 -2"X8" RAFTERS OR PRE-ENGINEERED ROOF TRUSSES 16" O.C.
 -METAL SOFFIT VENT
- (F1) FLOOR CONSTRUCTION 12"**
 -FLOOR FINISH
 -IN-FLOOR HEATING
 -5/8" PLYWOOD SUB-FLOOR
 -FLOOR JOISTS OR PRE-ENGINEERED JOISTS 16" O.C.
 -R24 BAT INSULATION
 -1"X4" CROSS STRAPPING @ 16" O.C.
 -1/2" GYPSUM BOARD
- (F2) FINISHED FOUNDATION SLAB CONSTRUCTION**
 -FLOOR FINISH
 -IN-FLOOR HEATING
 -4" CONCRETE SLAB
 -6" X 6" WMM SHEETS
 -6MIL POLY VAPOR BARRIER
 -2" RIGID INSULATION
 -8" COMPACTED GRAVEL
 -UNDISTURBED SOIL
- (F3) DECK FLOOR CONSTRUCTION 12"**
 -DECKING FLOOR
 -ICE AND WATER SHIELD EXTENDING TO MIN OF 2'-6" BEYOND FACE OF EXTERIOR WALL
 -FLOOR JOISTS OR PRE-ENGINEERED JOISTS 16" O.C.
 -R40 BAT INSULATION
 -1"X4" CROSS STRAPPING @ 16" O.C.
 -1/2" GYPSUM BOARD
- (F4) MEZZANINE FLOOR CONSTRUCTION 12"**
 -FLOOR FINISH
 -IN-FLOOR HEATING
 -5/8" PLYWOOD SUB-FLOOR
 -FLOOR JOISTS OR PRE-ENGINEERED JOISTS 16" O.C.
 -1"X4" CROSS STRAPPING @ 16" O.C.
 -1/2" GYPSUM BOARD




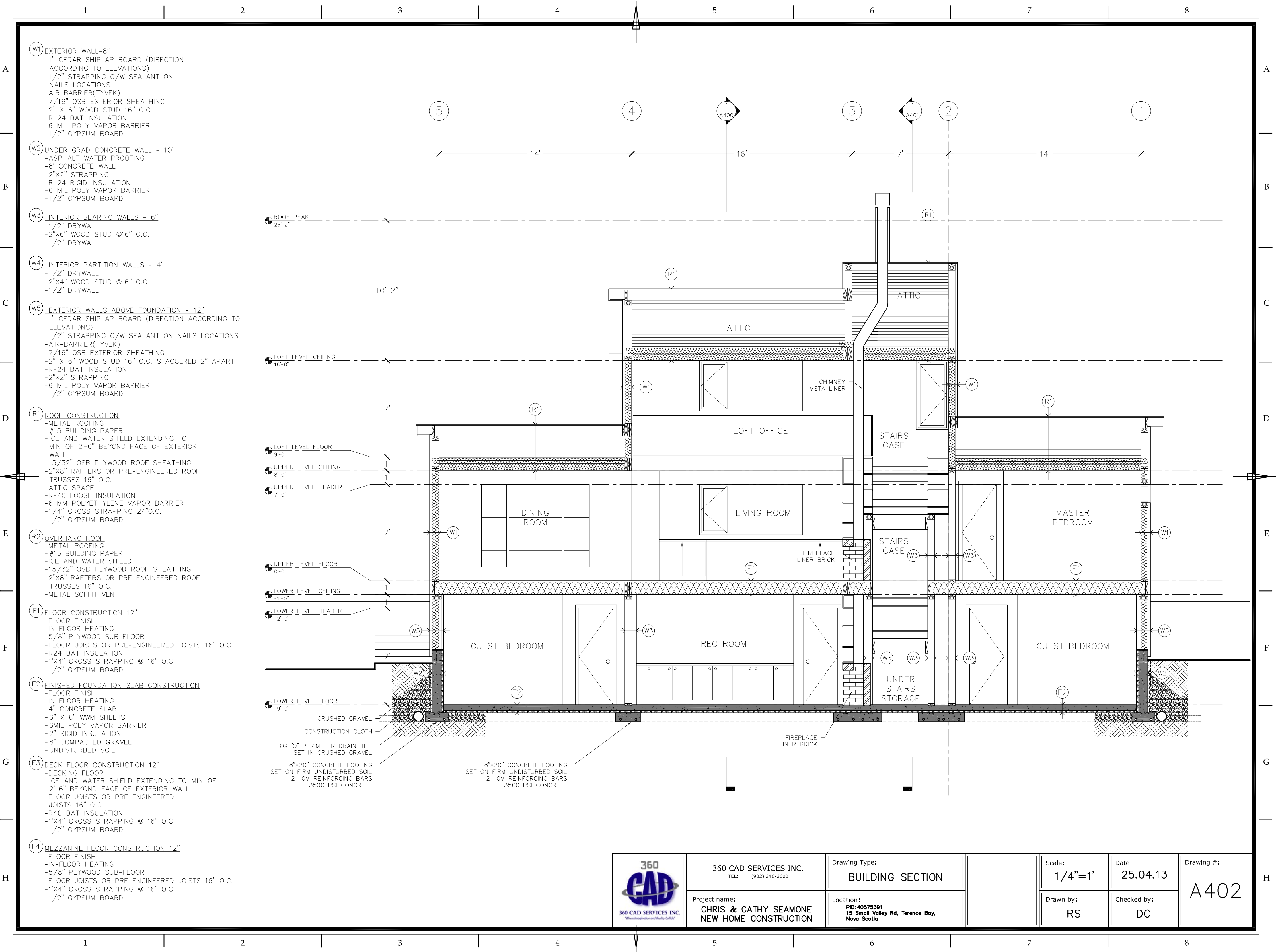
	360 CAD SERVICES INC. TEL: (902) 346-3600	Drawing Type: BUILDING SECTION	Scale: 1/4"=1'	Date: 25.04.13	Drawing #: A400
	Project name: CHRIS & CATHY SEAMONE NEW HOME CONSTRUCTION	Location: PID: 40575391 15 Small Valley Rd, Terence Bay, Nova Scotia	Drawn by: RS	Checked by: DC	

- (W1) EXTERIOR WALL-8"
 -1" CEDAR SHIPLAP BOARD (DIRECTION ACCORDING TO ELEVATIONS)
 -1/2" STRAPPING C/W SEALANT ON NAILS LOCATIONS
 -AIR-BARRIER(TYVEK)
 -7/16" OSB EXTERIOR SHEATHING
 -2" X 6" WOOD STUD 16" O.C.
 -R-24 BAT INSULATION
 -6 MIL POLY VAPOR BARRIER
 -1/2" GYPSUM BOARD
- (W2) UNDER GRAD CONCRETE WALL - 10"
 -ASPHALT WATER PROOFING
 -8" CONCRETE WALL
 -2"X2" STRAPPING
 -R-24 RIGID INSULATION
 -6 MIL POLY VAPOR BARRIER
 -1/2" GYPSUM BOARD
- (W3) INTERIOR BEARING WALLS - 6"
 -1/2" DRYWALL
 -2"X6" WOOD STUD @16" O.C.
 -1/2" DRYWALL
- (W4) INTERIOR PARTITION WALLS - 4"
 -1/2" DRYWALL
 -2"X4" WOOD STUD @16" O.C.
 -1/2" DRYWALL
- (W5) EXTERIOR WALLS ABOVE FOUNDATION - 12"
 -1" CEDAR SHIPLAP BOARD (DIRECTION ACCORDING TO ELEVATIONS)
 -1/2" STRAPPING C/W SEALANT ON NAILS LOCATIONS
 -AIR-BARRIER(TYVEK)
 -7/16" OSB EXTERIOR SHEATHING
 -2" X 6" WOOD STUD 16" O.C. STAGGERED 2" APART
 -R-24 BAT INSULATION
 -2"X2" STRAPPING
 -6 MIL POLY VAPOR BARRIER
 -1/2" GYPSUM BOARD
- (R1) ROOF CONSTRUCTION
 -METAL ROOFING
 -#15 BUILDING PAPER
 -ICE AND WATER SHIELD EXTENDING TO MIN OF 2'-6" BEYOND FACE OF EXTERIOR WALL
 -15/32" OSB PLYWOOD ROOF SHEATHING
 -2"X8" RAFTERS OR PRE-ENGINEERED ROOF TRUSSES 16" O.C.
 -ATTIC SPACE
 -R-40 LOOSE INSULATION
 -6 MM POLYETHYLENE VAPOR BARRIER
 -1/4" CROSS STRAPPING 24"O.C.
 -1/2" GYPSUM BOARD
- (R2) OVERHANG ROOF
 -METAL ROOFING
 -#15 BUILDING PAPER
 -ICE AND WATER SHIELD
 -15/32" OSB PLYWOOD ROOF SHEATHING
 -2"X8" RAFTERS OR PRE-ENGINEERED ROOF TRUSSES 16" O.C.
 -METAL SOFFIT VENT
- (F1) FLOOR CONSTRUCTION 12"
 -FLOOR FINISH
 -IN-FLOOR HEATING
 -5/8" PLYWOOD SUB-FLOOR
 -FLOOR JOISTS OR PRE-ENGINEERED JOISTS 16" O.C
 -R24 BAT INSULATION
 -1"X4" CROSS STRAPPING @ 16" O.C.
 -1/2" GYPSUM BOARD
- (F2) FINISHED FOUNDATION SLAB CONSTRUCTION
 -FLOOR FINISH
 -IN-FLOOR HEATING
 -4" CONCRETE SLAB
 -6" X 6" WMM SHEETS
 -6MIL POLY VAPOR BARRIER
 -2" RIGID INSULATION
 -8" COMPACTED GRAVEL
 -UNDISTURBED SOIL
- (F3) DECK FLOOR CONSTRUCTION 12"
 -DECKING FLOOR
 -ICE AND WATER SHIELD EXTENDING TO MIN OF 2'-6" BEYOND FACE OF EXTERIOR WALL
 -FLOOR JOISTS OR PRE-ENGINEERED JOISTS 16" O.C.
 -R40 BAT INSULATION
 -1"X4" CROSS STRAPPING @ 16" O.C.
 -1/2" GYPSUM BOARD
- (F4) MEZZANINE FLOOR CONSTRUCTION 12"
 -FLOOR FINISH
 -IN-FLOOR HEATING
 -5/8" PLYWOOD SUB-FLOOR
 -FLOOR JOISTS OR PRE-ENGINEERED JOISTS 16" O.C.
 -1"X4" CROSS STRAPPING @ 16" O.C.
 -1/2" GYPSUM BOARD

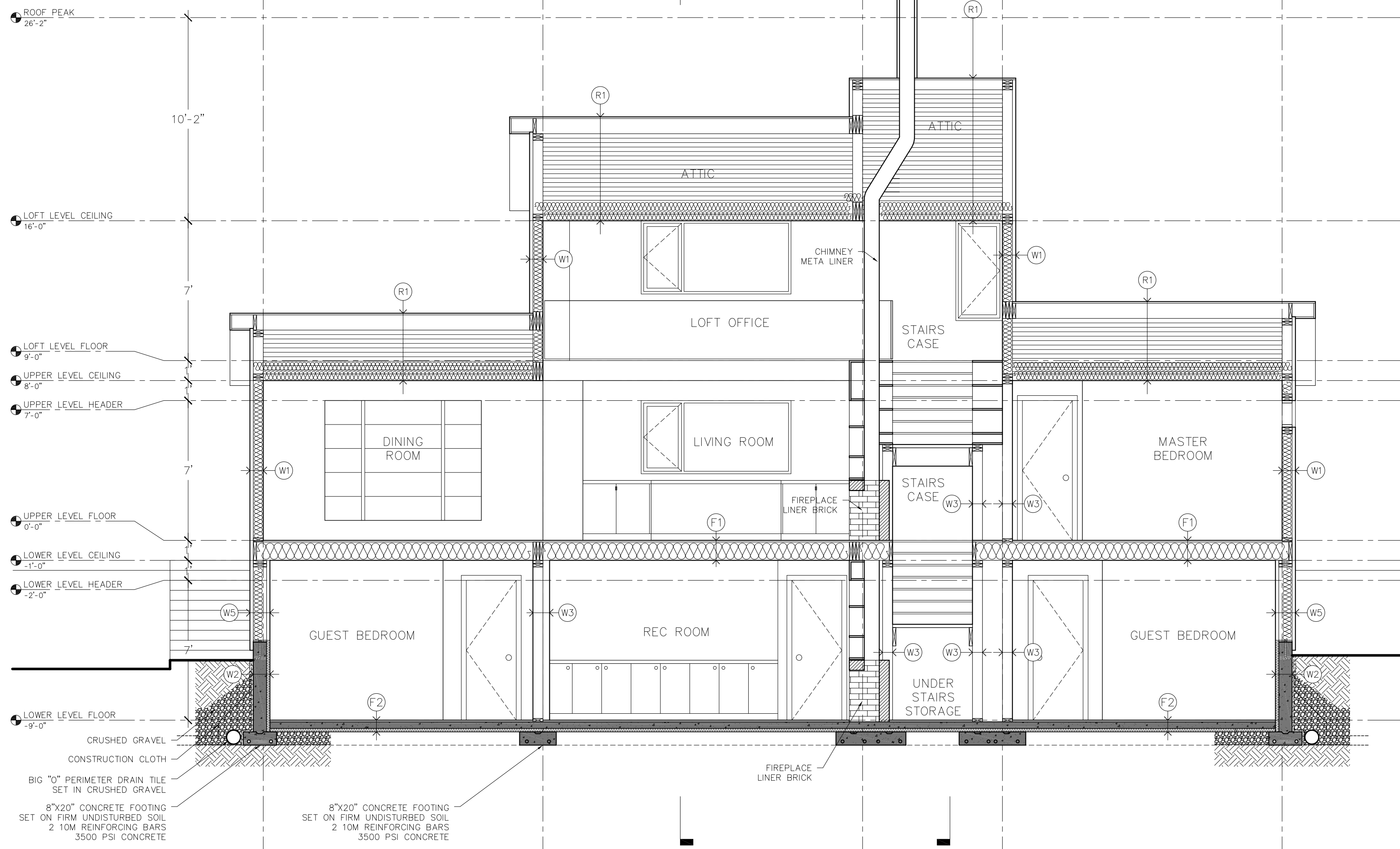



- CRUSHED GRAVEL
- CONSTRUCTION CLOTH
- BIG "10" PERIMETER DRAIN TILE SET IN CRUSHED GRAVEL
- 8"X20" CONCRETE FOOTING SET ON FIRM UNDISTURBED SOIL 2 10M REINFORCING BARS 3500 PSI CONCRETE

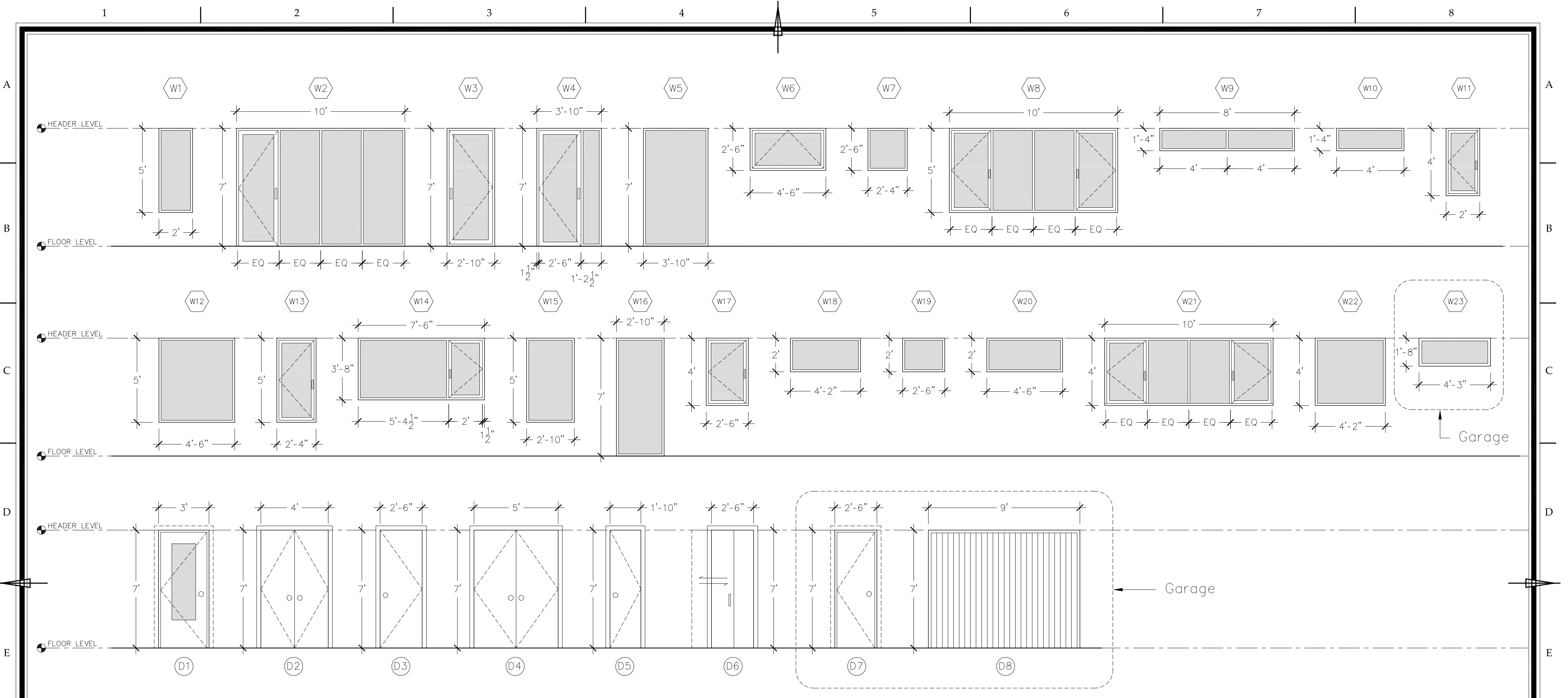
	360 CAD SERVICES INC. TEL: (902) 346-3600	Drawing Type: BUILDING SECTION	Scale: 1/4"=1'	Date: 25.04.13	Drawing #: A401
	Project name: CHRIS & CATHY SEAMONE NEW HOME CONSTRUCTION	Location: PID: 40575391 15 Small Valley Rd, Terence Bay, Nova Scotia	Drawn by: RS	Checked by: DC	



- (W1) EXTERIOR WALL-8"**
 -1" CEDAR SHIPLAP BOARD (DIRECTION ACCORDING TO ELEVATIONS)
 -1/2" STRAPPING C/W SEALANT ON NAILS LOCATIONS
 -AIR-BARRIER(TYVEK)
 -7/16" OSB EXTERIOR SHEATHING
 -2" X 6" WOOD STUD 16" O.C.
 -R-24 BAT INSULATION
 -6 MIL POLY VAPOR BARRIER
 -1/2" GYPSUM BOARD
- (W2) UNDER GRAD CONCRETE WALL - 10"**
 -ASPHALT WATER PROOFING
 -8" CONCRETE WALL
 -2"X2" STRAPPING
 -R-24 RIGID INSULATION
 -6 MIL POLY VAPOR BARRIER
 -1/2" GYPSUM BOARD
- (W3) INTERIOR BEARING WALLS - 6"**
 -1/2" DRYWALL
 -2"X6" WOOD STUD @16" O.C.
 -1/2" DRYWALL
- (W4) INTERIOR PARTITION WALLS - 4"**
 -1/2" DRYWALL
 -2"X4" WOOD STUD @16" O.C.
 -1/2" DRYWALL
- (W5) EXTERIOR WALLS ABOVE FOUNDATION - 12"**
 -1" CEDAR SHIPLAP BOARD (DIRECTION ACCORDING TO ELEVATIONS)
 -1/2" STRAPPING C/W SEALANT ON NAILS LOCATIONS
 -AIR-BARRIER(TYVEK)
 -7/16" OSB EXTERIOR SHEATHING
 -2" X 6" WOOD STUD 16" O.C. STAGGERED 2" APART
 -R-24 BAT INSULATION
 -2"X2" STRAPPING
 -6 MIL POLY VAPOR BARRIER
 -1/2" GYPSUM BOARD
- (R1) ROOF CONSTRUCTION**
 -METAL ROOFING
 -#15 BUILDING PAPER
 -ICE AND WATER SHIELD EXTENDING TO MIN OF 2'-6" BEYOND FACE OF EXTERIOR WALL
 -15/32" OSB PLYWOOD ROOF SHEATHING
 -2"X8" RAFTERS OR PRE-ENGINEERED ROOF TRUSSES 16" O.C.
 -ATTIC SPACE
 -R-40 LOOSE INSULATION
 -6 MM POLYETHYLENE VAPOR BARRIER
 -1/4" CROSS STRAPPING 24"O.C.
 -1/2" GYPSUM BOARD
- (R2) OVERHANG ROOF**
 -METAL ROOFING
 -#15 BUILDING PAPER
 -ICE AND WATER SHIELD
 -15/32" OSB PLYWOOD ROOF SHEATHING
 -2"X8" RAFTERS OR PRE-ENGINEERED ROOF TRUSSES 16" O.C.
 -METAL SOFFIT VENT
- (F1) FLOOR CONSTRUCTION 12"**
 -FLOOR FINISH
 -IN-FLOOR HEATING
 -5/8" PLYWOOD SUB-FLOOR
 -FLOOR JOISTS OR PRE-ENGINEERED JOISTS 16" O.C
 -R24 BAT INSULATION
 -1"X4" CROSS STRAPPING @ 16" O.C.
 -1/2" GYPSUM BOARD
- (F2) FINISHED FOUNDATION SLAB CONSTRUCTION**
 -FLOOR FINISH
 -IN-FLOOR HEATING
 -4" CONCRETE SLAB
 -6" X 6" WMM SHEETS
 -6MIL POLY VAPOR BARRIER
 -2" RIGID INSULATION
 -8" COMPACTED GRAVEL
 -UNDISTURBED SOIL
- (F3) DECK FLOOR CONSTRUCTION 12"**
 -DECKING FLOOR
 -ICE AND WATER SHIELD EXTENDING TO MIN OF 2'-6" BEYOND FACE OF EXTERIOR WALL
 -FLOOR JOISTS OR PRE-ENGINEERED JOISTS 16" O.C.
 -R40 BAT INSULATION
 -1"X4" CROSS STRAPPING @ 16" O.C.
 -1/2" GYPSUM BOARD
- (F4) MEZZANINE FLOOR CONSTRUCTION 12"**
 -FLOOR FINISH
 -IN-FLOOR HEATING
 -5/8" PLYWOOD SUB-FLOOR
 -FLOOR JOISTS OR PRE-ENGINEERED JOISTS 16" O.C.
 -1"X4" CROSS STRAPPING @ 16" O.C.
 -1/2" GYPSUM BOARD



	360 CAD SERVICES INC. TEL: (902) 346-3600	Drawing Type: BUILDING SECTION	Scale: 1/4"=1'	Date: 25.04.13	Drawing #: A402
	Project name: CHRIS & CATHY SEAMONE NEW HOME CONSTRUCTION		Location: PID: 40575391 15 Small Valley Rd, Terence Bay, Nova Scotia	Drawn by: RS	Checked by: DC



NOTE: ALL WINDOW DIMENSIONS ARE MEASURED AS ROUGH STUD OPENING (RSO)

Window schedule						
#	amount	Type	L	W	Direction	Description
1	1	Fixed	5'-0"	2'-0"		
2	1	door/fixed	7'-0"	10'-0"	R	3 fixed panels/ 1 patio door
3	1	patio door	7'-0"	2'-10"	R	
4	2	door/fixed	7'-0"	3'-10"	R	1 fixed panel 1 patio door
5	7	fixed	7'-0"	3'-10"		
6	1	awning	2'-6"	4'-6"	up	
7	1	fixed	2'-6"	2'-4"		undivided glass
8	1	fixed/casement	5'-0"	10'-0"	1L/1R	2 fixed panel 2 casement
9	1	fixed	1'-4"	8'-0"		2 fixed panel
10	2	fixed	1'-4"	4'-0"		
11	2	casement	4'-0"	2'-0"	2R	
12	2	fixed	5'-0"	4'-6"		
13	2	casement	5'-0"	2'-4"	2R	

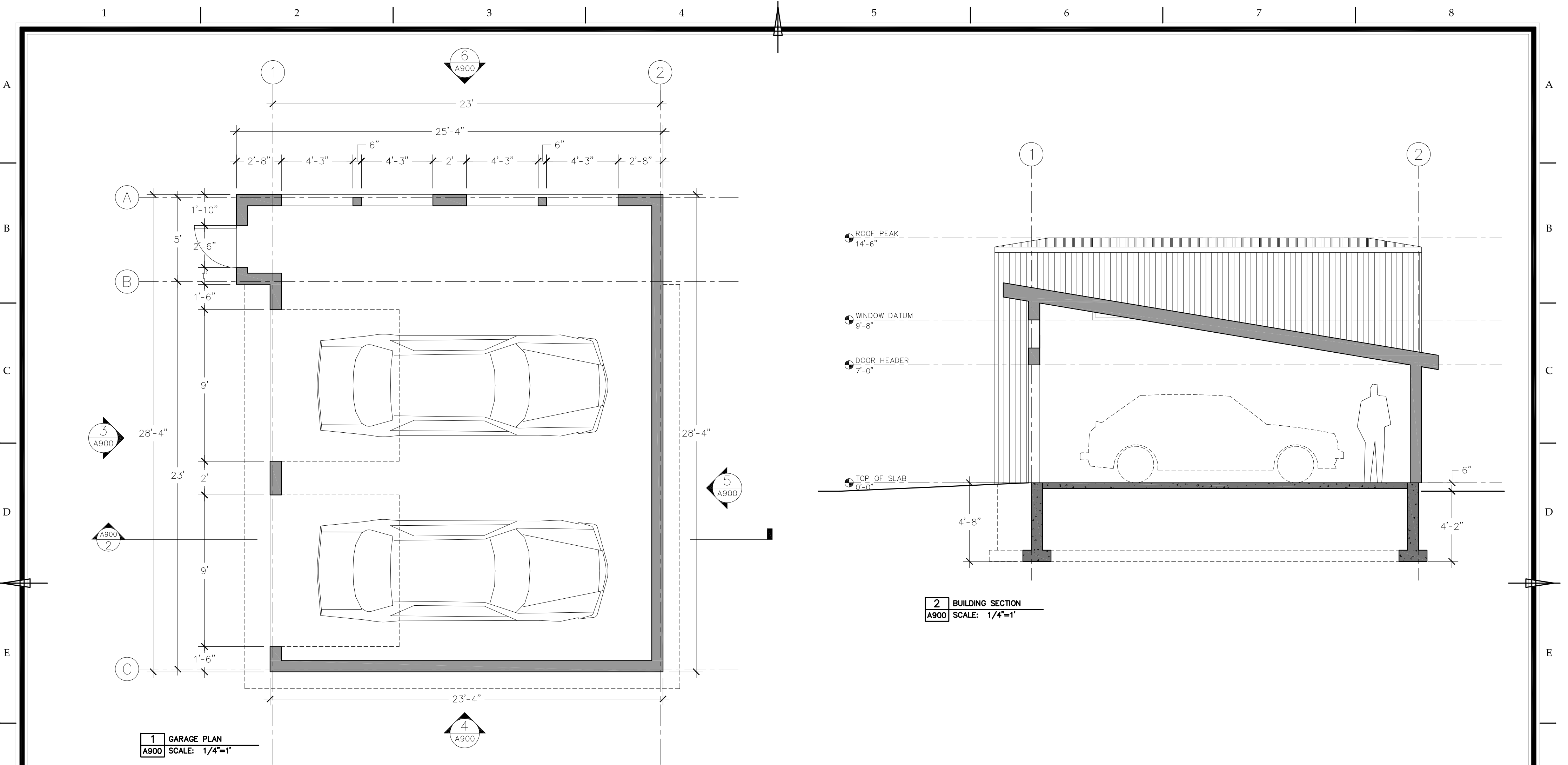
NOTE: ALL DIMENSIONS ARE MEASURED AT THE DOOR NOT INCLUDING THE FRAME

Window schedule						
#	amount	Type	L	W	Direction	Description
14	2	fixed/casement	3'-8"	7'-6"	L	1 fixed 1 casement
15	1	fixed	5'-0"	2'-10"		
16	1	fixed	7'-0"	2'-10"		
17	1	casement	4'-0"	2'-6"	R	
18	3	fixed	2'-0"	4'-2"		
19	3	fixed	2'-0"	2'-6"		
20	4	fixed	2'-0"	4'-6"		
21	2	fixed/casement	4'-0"	10'-0"	1R/1L	2 fixed panel 2 casement
22	1	fixed	4'-0"	4'-2"		
23	8	fixed	1'-8"	4'-3"		

NOTE: ALL DIMENSIONS ARE MEASURED AT THE DOOR NOT INCLUDING THE FRAME

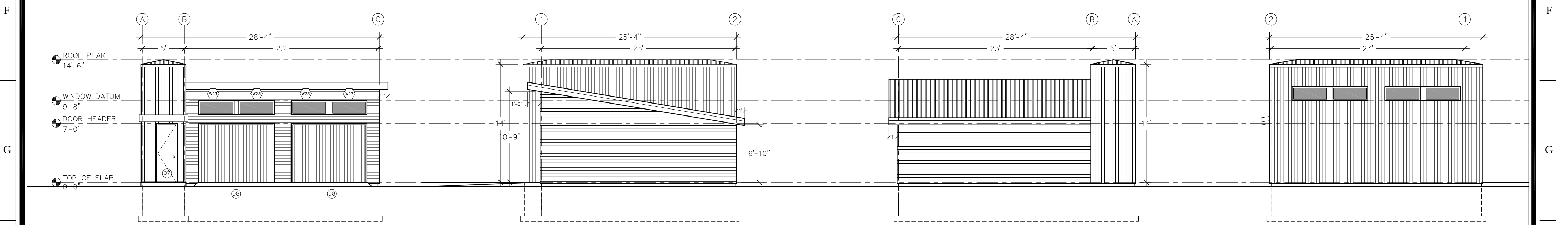
Door schedule						
#	amount	Type	L	W	Direction	Description
1	1	Swing	7'-0"	3'-0"	3L 1R	Insulated entrance door with a centered glass panel
2	3	Double swing	7'-0"	4'-0"		Solid interior door
3	9	Swing	7'-0"	2'-6"	4L 5R	Solid interior door
4	1	Double swing	7'-0"	5'-0"		Solid interior door
5	1	Swing	7'-0"	1'-10"	R	Solid interior door
6	1	sliding door	7'-0"	2'-6"	R	Solid interior door
7	1	Swing	7'-0"	2'-6"	R	Solid exterior door (Garage)
8	2	over head door	7'-0"	9'-0"		Solid trackless door (Garage)

	360 CAD SERVICES INC. TEL: (902) 346-3600	Drawing Type: DOOR & WINDOW SCHEDULE	Scale: 1/2"=1'	Date: 25.04.13	Drawing #: A500
	Project name: CHRIS & CATHY SEAMONE NEW HOME CONSTRUCTION	Location: PID: 40575391 15 Small Valley Rd, Terence Bay, Nova Scotia	Drawn by: RS	Checked by: DC	



1 GARAGE PLAN
A900 SCALE: 1/4"=1'

2 BUILDING SECTION
A900 SCALE: 1/4"=1'



3 SOUTH EAST ELEVATION
A900 SCALE: 1/8"=1'

4 NORTH EAST ELEVATION
A900 SCALE: 1/8"=1'

5 NORTH WEST ELEVATION
A900 SCALE: 1/8"=1'

6 SOUTH WEST ELEVATION
A900 SCALE: 1/8"=1'

GARAGE FOOT PRINT 654 SQ.FT

	360 CAD SERVICES INC. TEL: (902) 346-3600	Drawing Type: GARAGE DRAWINGS	Scale: VAR.	Date: 25.04.13	Drawing #: A900
	Project name: CHRIS & CATHY SEAMONE NEW HOME CONSTRUCTION	Location: PID: 40575391 15 Small Valley Rd, Terence Bay, Nova Scotia		Drawn by: RS	Checked by: DC